

Omniflex®

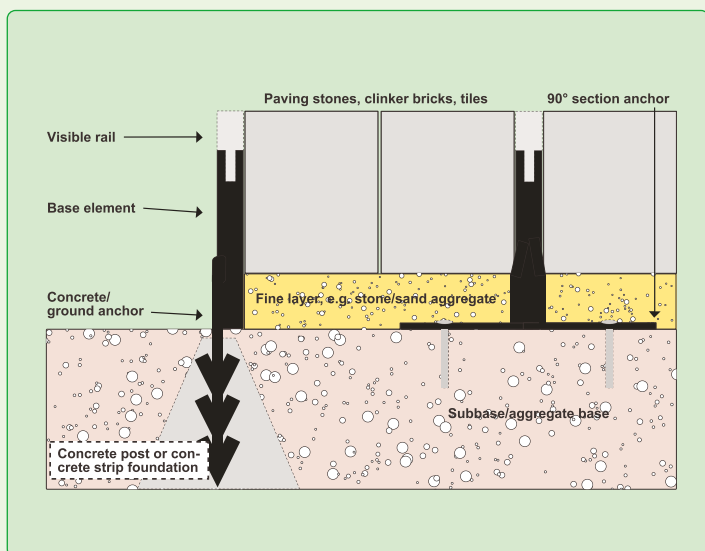


Aluminum Path and Pavement Edging



KiTaProof®

*for jobs demanding the best
in design, quality and stability*

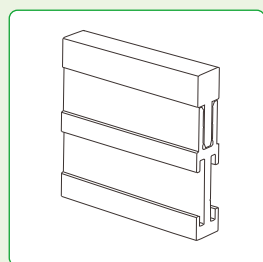


The Omniflex® path and pavement edging system is designed for use in a broad range of applications. It provides the rigidity required for patio and walkway paving tiles, paving stones, gravel, crushed stone and asphalt while serving to prevent settling of the base course edge and facilitate outdoor and indoor landscape design.

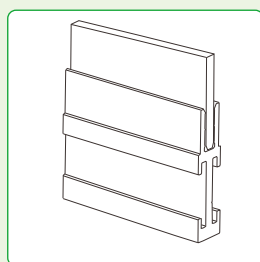
The aluminum alloy base elements can be topped off with a range of visible rails in various designs. The different anchoring options allow the system to be secured on firm subgrades, flat roofs, and concrete and aggregate bases, or to be installed in the ground or in concrete foundations.

The visible rails come in a number of different colors to open up a wide range of design possibilities. For example, design elements can be integrated into floor coverings or used as visible markers for walkways or parking spaces.

The combination of high-quality and nearly corrosion-proof materials with the customizable visible rails and anchoring options makes this path and pavement edging system unique.



Base with aluminum visible rail



Base with st. steel visible rail

Your Advantages at a Glance:

- Clean lines and contours in your landscape design
- Easy transportation and installation
- Reusable, corrosion resistant and recyclable aluminum alloy
- Easily shapes to curves, circles and free forms for custom designs – with no tools required
- Base sections accept various visible rails and anchors
- Visible rails in various colors open up broad range of design possibilities
- Individually adaptable 90° section anchors with predrilled holes for steel spike anchorings or screws
- Individually adaptable concrete and ground anchors with anodized hardened surface
- Base elements and visible rails can be preassembled in the factory on request

Technical Data and Section Types:

Base section:	Material/surface:	AlMgSi 0.5, natural finish aluminum
	Section height/thickness:	60 mm/10 mm
	Available lengths:	500, 1,000, 2,000 and 2,500 mm
Visible rails:	Material/surface:	Stainless steel V2A, extruded or natural finish aluminum, silver, E6/EV1, or anodized dark bronze, E6/C34
	Section height:	Stainless steel 60 mm (40 mm visible) Aluminum 35 mm (15 mm visible)
	Section thickness:	Stainless steel 4 mm, aluminum 10 mm
	Available lengths:	500, 1,000, 2,000 and 2,500 mm

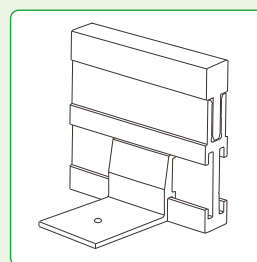
The visible rails can be used to secure the base elements to one another.

Anchoring: 90° section anchor (natural finish aluminum):
H/L/W=35/55/40 mm, with round hole 7.5 mm, approx. 5 per meter

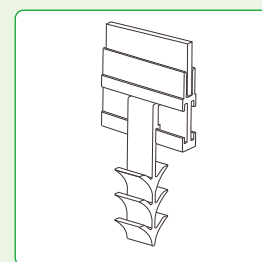
Concrete/ground anchor (anodized aluminum silver, E6/EV1):
H/W=115/40 mm, installation depth 80 mm, approx. 4 per meter

The section anchors and concrete/ground anchors can be individually placed to match contours and subbase. The anchors are inserted into the section using a tongue-and-groove system.

Corner connectors: Aluminum or stainless steel (visible rails without base elements)
90°, leg length 500 + 500 mm



90° section anchor



Concrete/ground anchor

Please visit our website for more information. It contains supplemental information to this product sheet, including further installation instructions, application examples, bidding specifications, product codes and reference projects. Data may change without notice as technology advances.

Sachsenband Metalltechnik GmbH Outdoor Aluminium-Systems

D-25492 Heist b. Hamburg
Im Grabenputt 17/19

Phone: +49 (0) 4122 460467-0
Fax: +49 (0) 4122 460467-10

E-mail: info@sachsenband.de
www.sachsenband.de